


**SHINGUARD
CUSTOMISATION
INSTRUCTIONS
SIZE GUIDE**



SHINGUARD CUSTOMISATION INSTRUCTIONS

ELITE SIZE GUIDE

YOU WILL NEED THE FOLLOWING MATERIALS



PRINTER



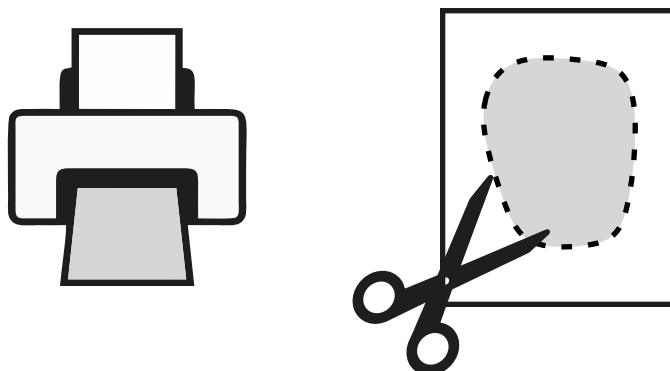
SCISSORS



TAPE
MEASURE

STEP 1

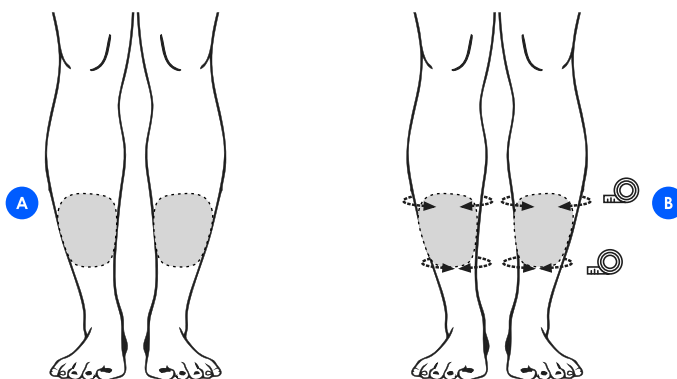
PRINT AND CUT OUT THE SIZES LISTED IN THIS DOCUMENT'S LAST PAGES



STEP 2

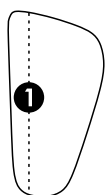
A- PLACE THE SELECTED SIZE OVER THE DESIRED POSITION OVER YOUR LEGS

B- MEASURE YOUR LEG PERIMETERS IN THE UPPER AND LOWER POSITIONS



STEP 3

PLEASE ENTER THE UPPER AND LOWER LEG MEASUREMENTS IN THE DESIGNATED FIELDS, CHOOSE YOUR SIZE AND CONTINUE YOUR PURCHASE.




SIZE GUIDE

	JUNIOR	SMALL	MEDIUM	LARGE
(cm)				
● LENGTH	14	15	17	19
(inch)				
● LENGTH	5,5	5,9	6,6	7,4




JUNIOR

SIZE GUIDE




SMALL

SIZE GUIDE




MEDIUM

SIZE GUIDE



LARGE

SIZE GUIDE



THANK YOU!
DIVE INTO A WORLD
WHERE DESIGN
MEETS DESIRE!
VISIT US AT
SAKPROJECT.COM

